

LWW Health Library the teaching and learning tool to help meet the needs of lecturers and students

Lecturers

Welcome to the LWW Health Library!

Your institution has subscribed to the **LWW Health Library**, providing you with free access to a collection of Lippincott's most respected resources in a searchable, easy-to-use platform. It provides all of the WK carefully reviewed content that you know and trust in an easily accessible and searchable user interface for both instructors and students.

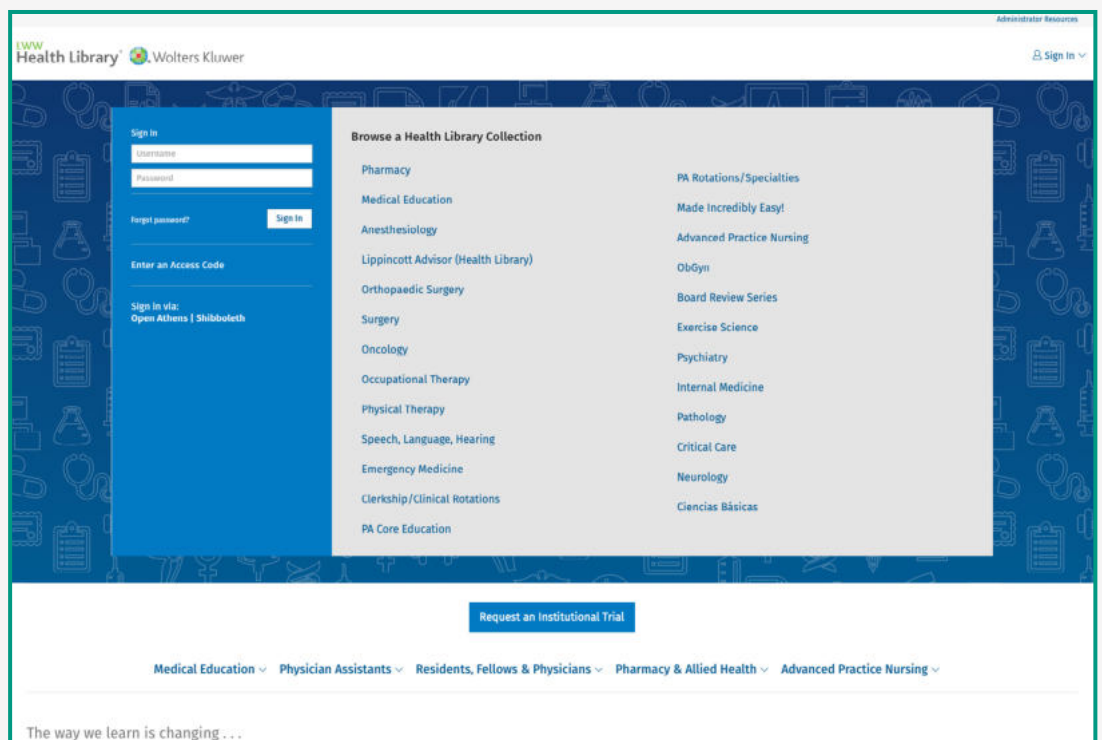
Lecturers, each LWW Health Library Collection offers a variety of content and tools to assist all learner types - you can incorporate it into your curriculum and learning portals by sharing book chapters, images, videos and provide learning through case studies and clinical case-building, with no limits on usage! Your students can use it for their course work and exam preparation as well as keep engaged with self assessments.

Take a look at all the ways to integrate the LWW Health Library resources for Faculty and Students, increase engagement and support and prepare your students to succeed in their courses!

Register for a free personal account and start using your new resource!

Accessing Health Library

You can access LWW Health Library [here](#).



The screenshot shows the LWW Health Library website interface. At the top left, it says "LWW Health Library" and "Wolters Kluwer". On the right, there is a "Sign In" button. The main content area is divided into two columns. The left column contains a "Sign In" form with fields for "Username" and "Password", a "Forgot password?" link, and a "Sign In" button. Below this is an "Enter an Access Code" field and "Sign in via: Open Athens | Shibboleth" options. The right column is titled "Browse a Health Library Collection" and lists various categories: Pharmacy, Medical Education, Anesthesiology, Lippincott Advisor (Health Library), Orthopaedic Surgery, Surgery, Oncology, Occupational Therapy, Physical Therapy, Speech, Language, Hearing, Emergency Medicine, Clerkship/Clinical Rotations, PA Core Education, PA Rotations/Specialties, Made Incredibly Easy!, Advanced Practice Nursing, ObGyn, Board Review Series, Exercise Science, Psychiatry, Internal Medicine, Pathology, Critical Care, Neurology, and Ciencias Básicas. At the bottom of the page, there is a "Request an Institutional Trial" button and a navigation menu with categories: Medical Education, Physician Assistants, Residents, Fellows & Physicians, Pharmacy & Allied Health, and Advanced Practice Nursing. The footer text reads "The way we learn is changing..."

When you log in the LWW Health Library will appear.

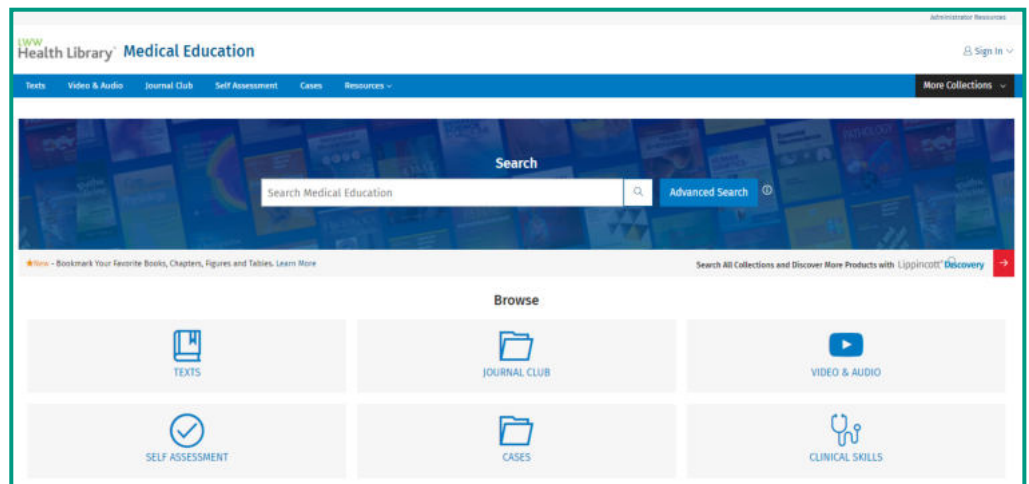
You can search or browse the Collections that your institution has subscribed and the various texts and media that are included:

- Access the **Collections** that your institution has subscribed
- Multimedia features, such as videos, quizzes and real-world case studies
- High-quality images for PowerPoint presentations
- Share/print book chapters
- Enhanced Search functionality – semantic targeting and filtering by subject

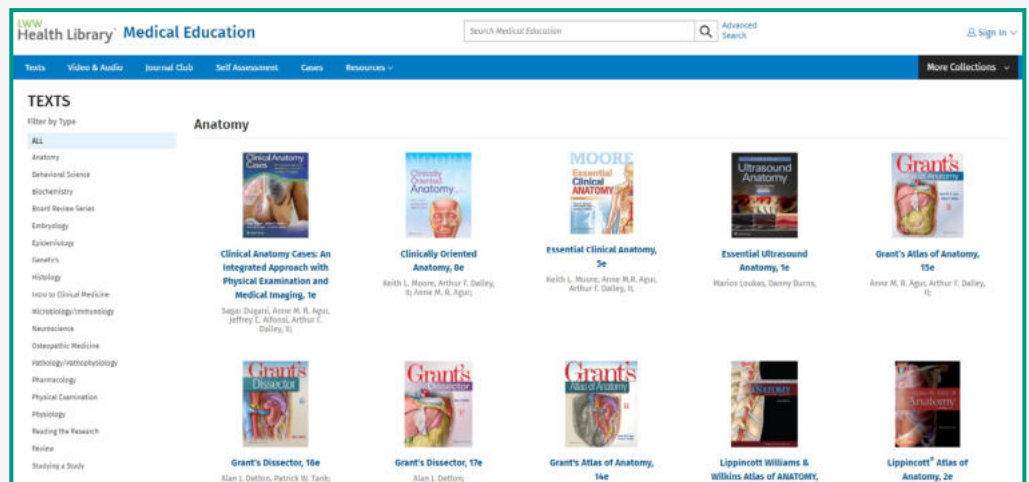
Browse a Health Library Collection

- | | |
|-------------------------------------|---------------------------|
| Pharmacy | PA Core Education |
| Medical Education | PA Rotations/Specialties |
| Anesthesiology | Made Incredibly Easy! |
| Lippincott Advisor (Health Library) | Advanced Practice Nursing |
| Orthopaedic Surgery | ObGyn |
| Surgery | Board Review Series |
| Oncology | Exercise Science |
| Occupational Therapy | Psychiatry |
| Physical Therapy | Internal Medicine |
| Speech, Language, Hearing | Pathology |
| Emergency Medicine | Critical Care |
| Clerkship/Clinical Rotations | Neurology |

When you look at your library, you will see a list of resources available to you.



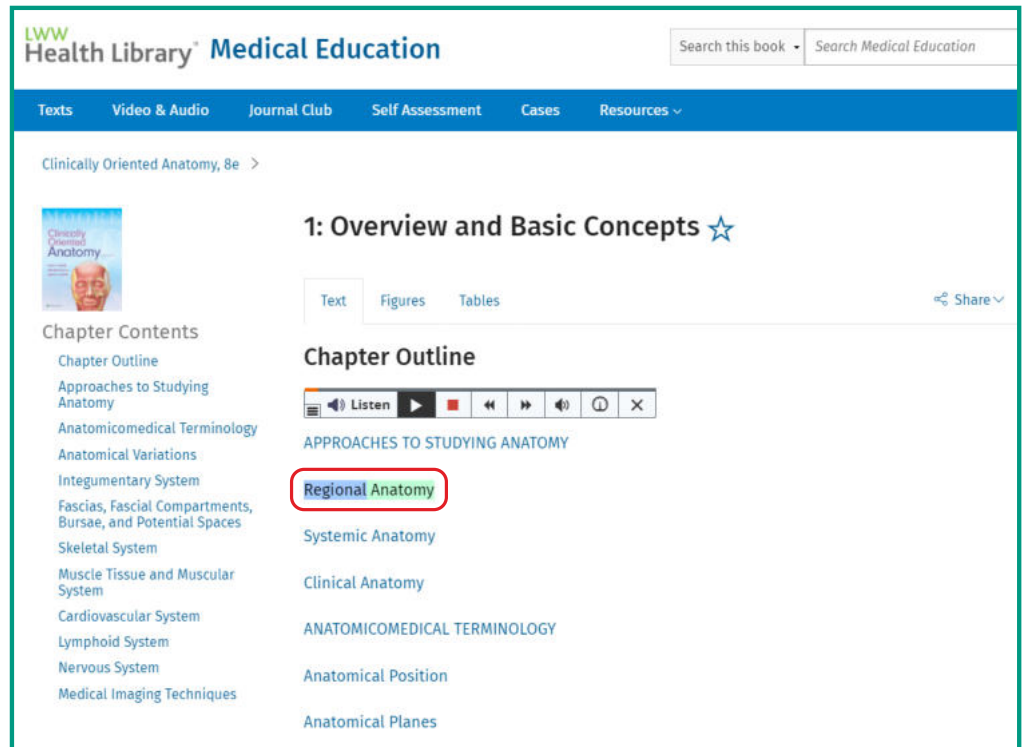
When you click on the “Texts” icon, you will see the ebooks in your library.



A **NEW** feature offers you the chance to Bookmark your favourite books, chapters, figures and tables!

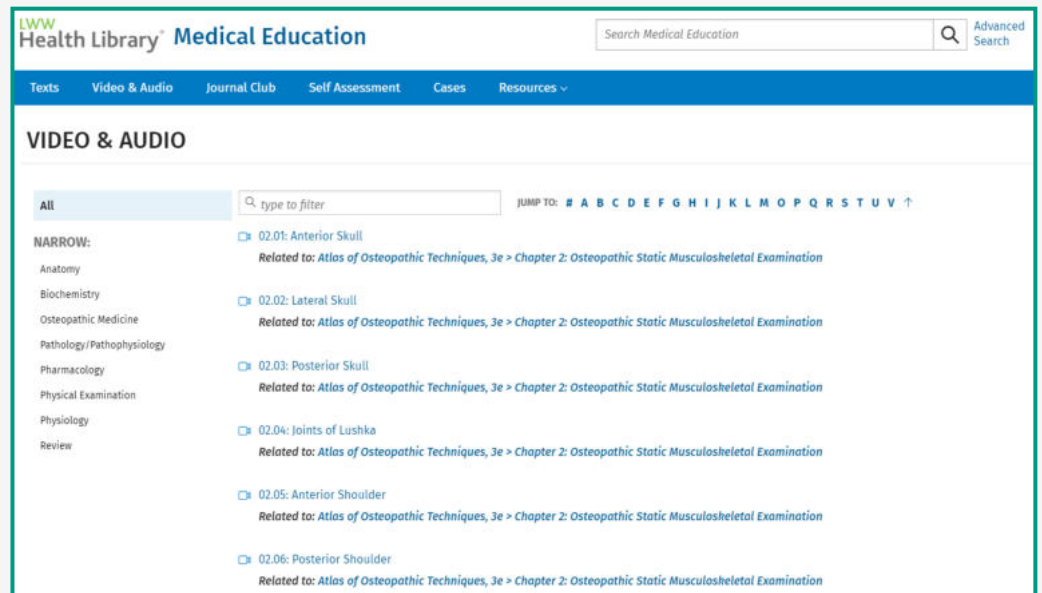
| Chapter | Page Range |
|---|------------|
| Chapter 1: Integrated Approach to Clinical Encounters | p1-26 |
| Chapter 2: Thorax | p27-78 |
| Chapter 3: Abdomen | p79-138 |
| Chapter 4: Pelvis | p139-174 |
| Chapter 5: Back | p175-204 |
| Chapter 6: Upper and Lower Extremities | p205-264 |
| Chapter 7: Head and Neck | p265-326 |

The **NEW** 'Text to Speech' tool can highlight and read aloud each sentence providing a multisensory experience that combines seeing with hearing.



The screenshot shows the 'LWW Health Library Medical Education' interface. The page title is '1: Overview and Basic Concepts' with a star icon. Below the title are tabs for 'Text', 'Figures', and 'Tables', and a 'Share' button. A 'Chapter Outline' section features a media player with a 'Listen' button. The outline lists several topics, with 'Regional Anatomy' circled in red. Other topics include 'Systemic Anatomy', 'Clinical Anatomy', 'ANATOMICOMEDICAL TERMINOLOGY', 'Anatomical Position', and 'Anatomical Planes'. A 'Chapter Contents' sidebar on the left lists various anatomical systems and techniques.

“Video & Audio” will provide a variety of videos to help with learning.



The screenshot displays the 'VIDEO & AUDIO' section of the LWW Health Library Medical Education interface. It features a search bar, a 'JUMP TO' menu with letters A through U, and a list of video topics. Each item includes a checkbox, a title, and a 'Related to' link. The topics listed are: 02.01: Anterior Skull, 02.02: Lateral Skull, 02.03: Posterior Skull, 02.04: Joints of Lushka, 02.05: Anterior Shoulder, and 02.06: Posterior Shoulder. A sidebar on the left shows a 'NARROW:' filter with categories like Anatomy, Biochemistry, and Osteopathic Medicine.

User-friendly search within and across titles.

The screenshot shows the Lippincott Health Library interface. At the top, there is a search bar with the text 'Search Physical Therapy' and a search icon. To the right of the search bar are links for 'Advanced Search' and a user profile for 'Anna Koumariou'. Below the search bar is a navigation menu with options: 'Texts', 'Video', 'Journal Club', 'Self Assessment', 'Cases', 'Resources', and 'More Collections'. The main content area displays the book cover for 'Musculoskeletal Assessment' by Noel M. Clarke. To the right of the book cover, there are tabs for 'Table of Contents' and 'Images (1052)'. Below these tabs, there is a list of sections: 'Section I: Principles and Methods' and '2: Relating Assessment to Treatment'. A context menu is open over the '2: Relating Assessment to Treatment' link, showing options like 'Open link in new tab', 'Open link in new window', 'Open link in incognito window', 'Save link as...', 'Copy link address', and 'Inspect'. The 'Copy link address' option is highlighted with a blue arrow.

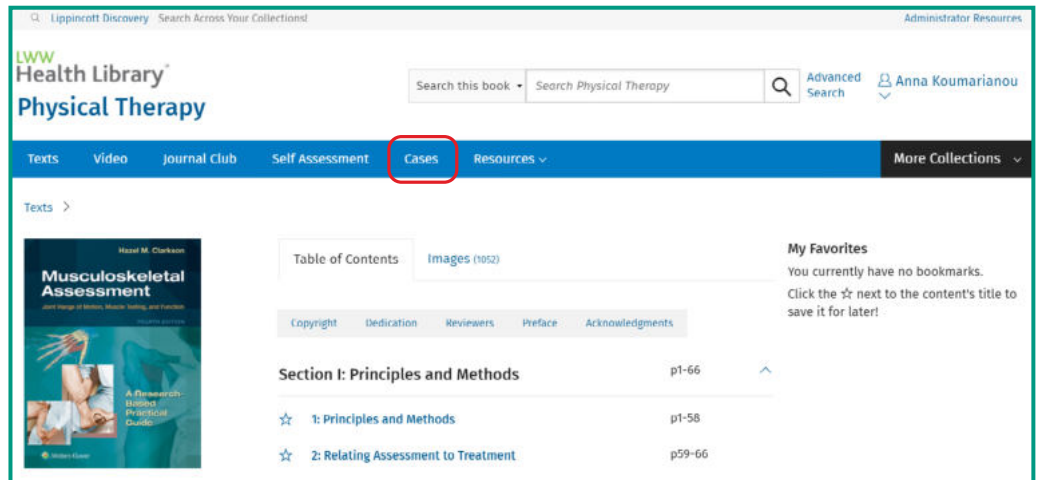
Share/print book chapters

The screenshot shows the Lippincott Health Library interface for a specific book chapter. The search bar at the top contains 'Search Physical Therapy'. The navigation menu is the same as in the previous screenshot. The main content area displays the book cover for 'Musculoskeletal Assessment: Joint Range of Motion, Muscle Testing, and Function: A Research-Based Practical Guide, 4e'. Below the book cover, the chapter title '1: Principles and Methods' is displayed with a star icon. To the right of the chapter title, there are three buttons: 'Share', 'Print', and 'Get Permissions'. The 'Share' and 'Print' buttons are highlighted with red circles. Below the chapter title, there is a 'Chapter Contents' section with links for 'Introduction to Principles and Methods' and 'Joint Range of Motion'. A 'Listen' button is also visible.

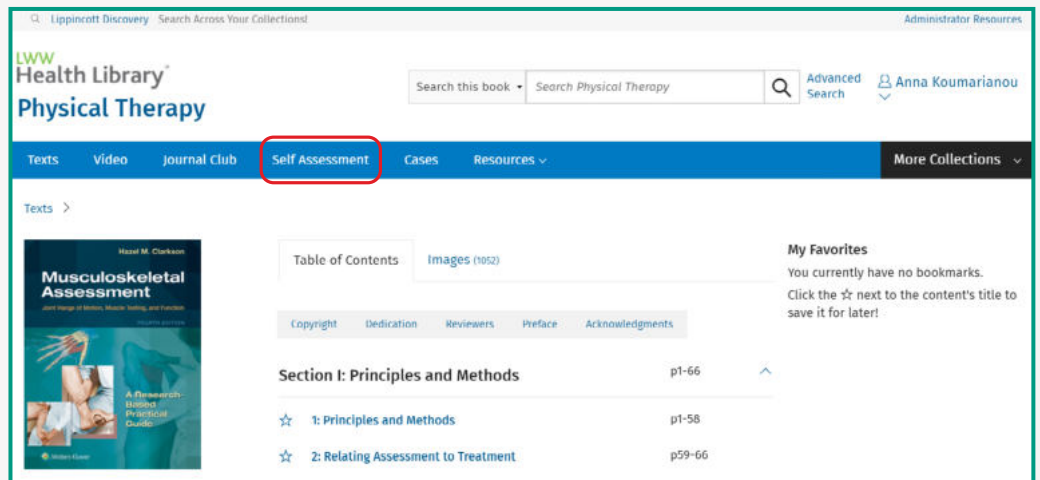
Download and bookmark high quality images with copyright information to import into Powerpoint.

The screenshot shows a medical illustration of the radioulnar syndesmosis. The illustration is labeled 'FIGURE 1-11' in a blue box. The diagram shows the bones of the forearm and hand, with labels for the 'Humeral joint', 'Humeroradial joint', 'Superior radioulnar joint', 'Interosseous membrane', and 'Inferior radioulnar joint'. A star icon in a red circle is in the top right corner. Below the illustration, there are two buttons: 'View Original' and 'Download Slide (.ppt)'. The 'Download Slide (.ppt)' button is highlighted with a red circle. Below the illustration, the text 'Radioulnar syndesmosis.' is displayed.

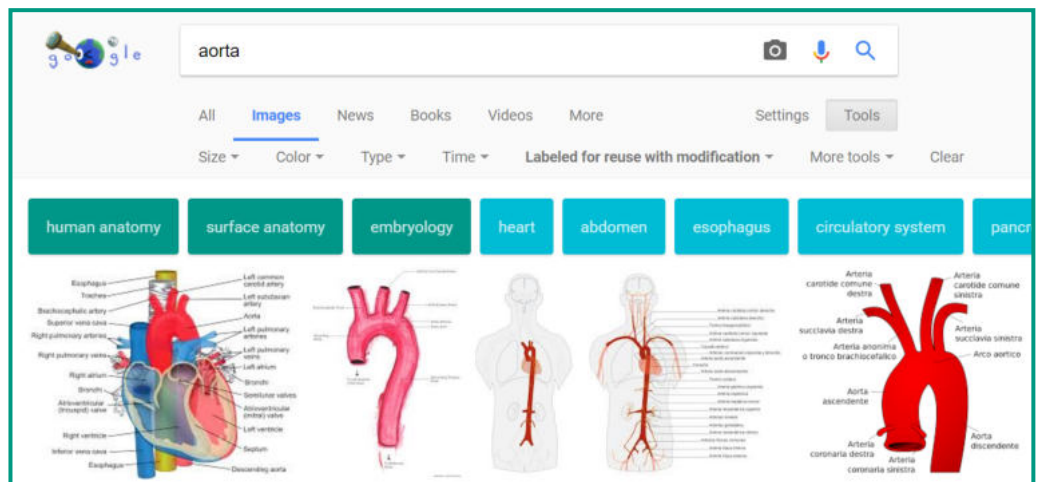
Access different cases to discuss where applicable.



Assess your knowledge on different subjects.



Source images.

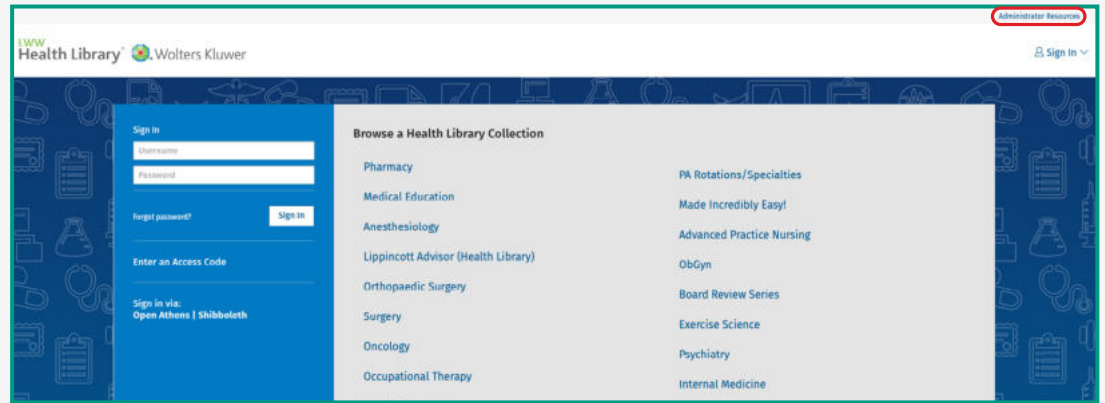


With LWW Health Library you will have access to some of the most renowned titles, Clinically Oriented Anatomy, Exercise Physiology, Willard & Spackman's Occupational Therapy, Histology: A Text and Atlas and many more...

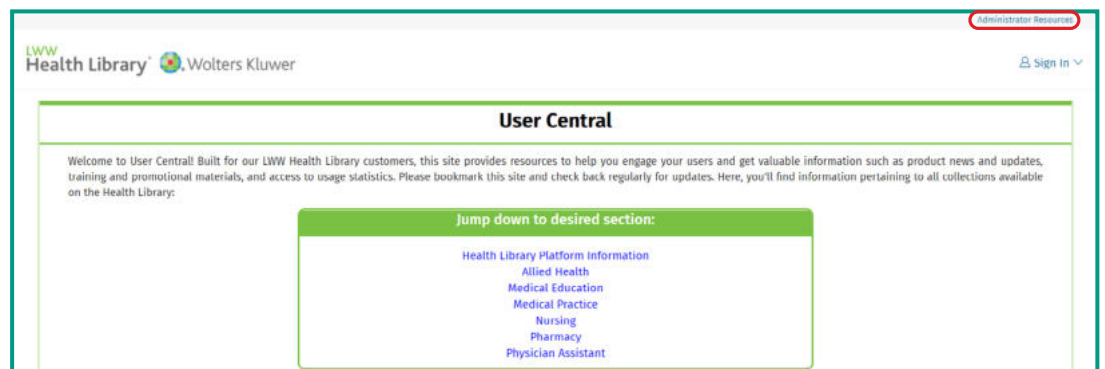
New editions of titles will be added to the collection in which they belong at the time of publication.

Administrator Resources – User Central

Administrator Resources offer valuable information on products news and updates, training and promotional material and usage statistics. The page includes a useful FAQ section, a comprehensive user guide, alphabetical title list and more.



The Administrator Resources link is constantly present on your screen, regardless of which page you are on.



Learn more about this valuable resource on the following video [Health Library Faculty onboarding](#)



In addition to the many resources available on Health Library many of the texts within each Collection also include Instructor resources. With every subscription to the LWW Health Library, we provide your Institution with access to these resources via [thePoint](#), so that you have everything you need to further support remote learning.

And to further assist remote learning...



Lippincott Discovery is a central portal homepage that consolidates all your library resources and services into one place so you can easily see what is available and become more aware of everything your library has to offer.

Provided your institution is subscribed to these resources, you can search throughout:

[LWW Health Library Collections](#) | [Bates' Visual Guide to Physical Examination](#) | [Acland's Video Atlas of Human Anatomy](#) without using different access modes.

Contact your LWW [Sales Representative](#) to find out more