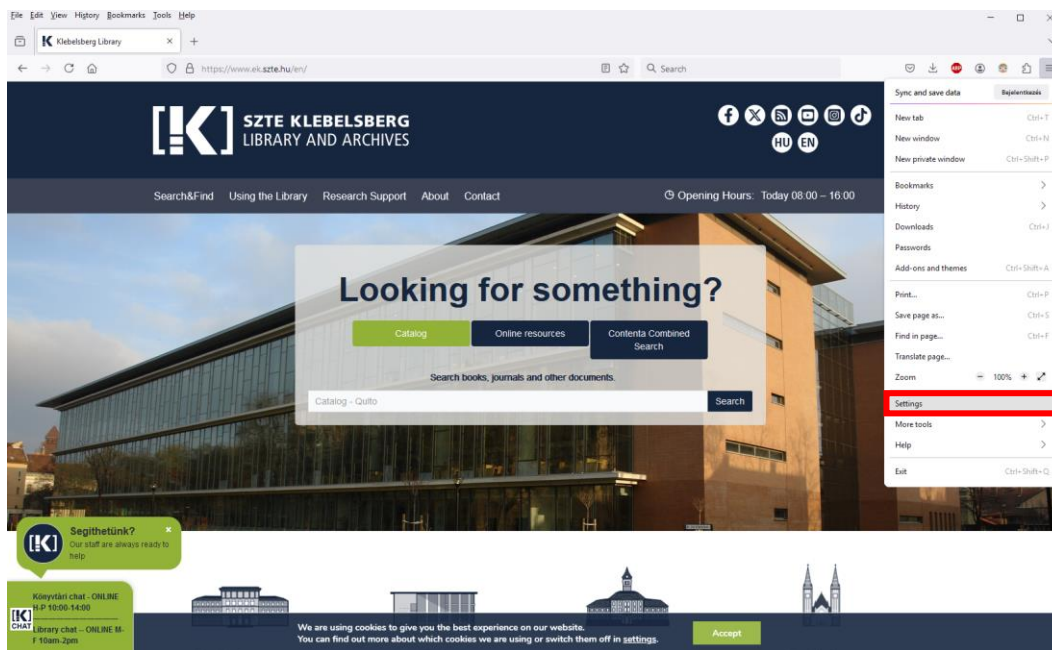


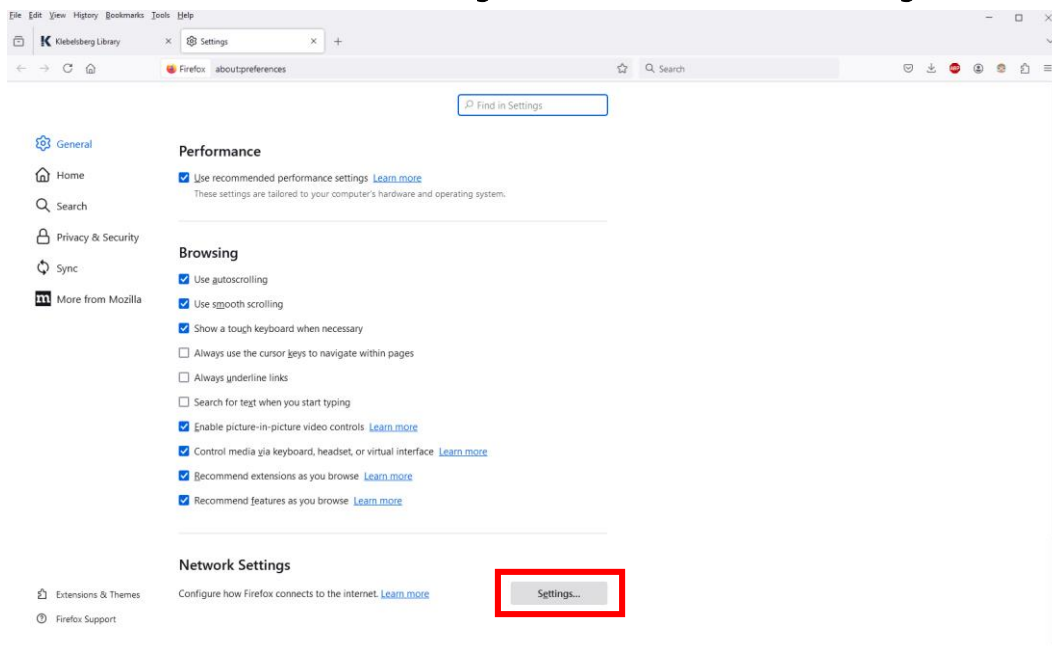


PROXY SET-UP TO USE OUR E-RESOURCES FROM HOME MOZILLA FIREFOX BROWSER (v. 128.12)

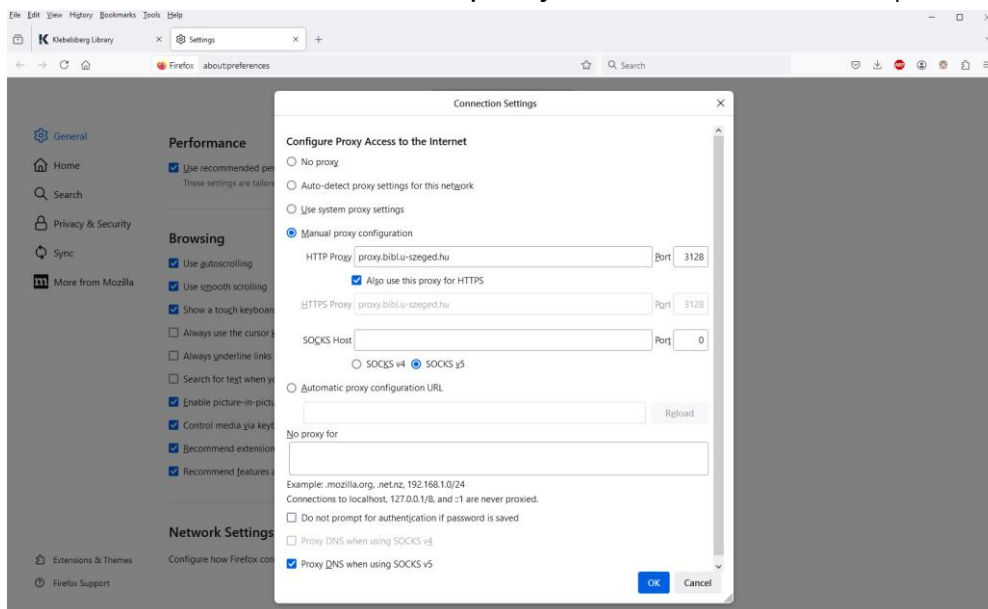
!Before setting up proxy please Open the library webpage: www.ek.szte.hu/!
Open the Firefox menu and click 'Options'.




Scroll down to the 'Network Settings' section and click 'Settings...'.



In the 'Connection settings' window switch to 'Manual proxy configuration'.
The HTTP proxy is: **proxy.bibl.u-szeged.hu** and the port number is: **3128**
!Important! Select the 'Also use this proxy for FTP and HTTPS' option!



Click 'OK' to save the new settings and refresh the library webpage.
An authentication window should pop up asking for your username and password.

 www.ek.szte.hu

A(z) moz-proxy://proxy.bibl.u-szeged.hu:3128 proxy felhasználónevet és jelszót kér. A webhely üzenete: „SZTE Klebelsberg Könyvtár és Levéltár- Proxy szolgáltatás az online információforrások eléréséhez”

Username

Password

The username is the number of your student/library card.





The password is auto generated from your date of birth in a given form: day (two characters), month (month's name in English, first three characters, capital letters) and the last two figures of the year.

DD-MMM-YY

Example:
September 25th, 1994

25-SEP-94

Your password in our online catalogue is the same, so changing it will affect this one as well. The database of our registered users is refreshed in every 24 hours, therefore this service will not immediately be available for you after registration or in case you have to change your library card.

Your browser is now ready to use the library's e-resources. Later if you want to turn off proxy open the settings and select '**No Proxy**' option. **Ask us if you need help or more information:** [e-help](#).

Important!

From the currently available browsers only the Mozilla Firefox has its own options for controlling the proxy settings, all the other browsers (Chrome, Opera, Edge, etc.) will modify the general Internet settings of your computer, so all the other installed browsers will be affected.

We recommend to set up the proxy in Firefox to get access to the library's e-resources and use a different browser along with it to be able to use other public websites.

With only one installed browser your only option is to turn the proxy settings off and on, depending on what type of site you want to use.

Good luck with your search.